

CHILTERN CROSS COUNTRY LEAGUE AGM

AGENDA

Monday 19 May 2025: 7.00pm arrival time and 7.15pm start time

Address: Fusion 2K Ltd, 13 Doolittle Mill, Froghall Road, Ampthill, MK45 2ND

Dial in details for remote attendance: Teams Meeting ID: 373 688 347 842 Passcode: DF23Tj79

Ref.	Agenda item	Resp.	Page ref.
1.	Attendees and apologies	LB	2
2.	Approval of last year's AGM minutes	LB	
3.	Report from the Chairman on the 2024/25 season	BO	3
4.	Match attendance 2024/25	RP	4-7
5.	Receipts and Payments for 2024/25	RH	8
6.	Update on social media and the website	KR	n/a
7.	2025/26 season plan		
	A. Proposed subscription fees	RH	9-10
	B. Fixture locations and dates for 2025/26	LB	11
	C. Request for a volunteer for the Fixture Coordinator role	LB	11
	D. Changes to the payment process for guest and replacement numbers	BH/KM	12-13
	E. Marshalling obligations	LB	13
	F. Miscellaneous points	LB	13
8.	For discussion: A move away from two divisions to a single league	RP	14-15
9.	AOB		

AGENDA ITEM 1: ATTENDEES AND APOLOGIES

As confirmed at the time the pre-read is issued

Club	Attending in person	Attending remotely
Abingdon AC		Rachel Nixon
Ampthill & Flitwick Flyers RC		
Banbury Harriers AC		Ros Kelling
Bearbrook Running & Tri Club		
Bedford and County AC		
Bicester AC		Emma Gould
Biggleswade AC		
Bracknell AC		Justin Spencer
Buckingham & Stowe RC		
Chiltern Harriers AC	Sue Slade, Tom Dixon	Katie Royals
Dacorum AC		
Daventry AC	Tricia Thorp	
Gade Valley Harriers	Roland Kendall	
Handy Cross Runners		
Hazlemere Runners		Katrina Rints
Headington RoadRunners		
Higham Harriers AC		
Leighton Buzzard AC		
Leighton Buzzard Triathlon Club		
Luton AC		
Marshall Milton Keynes AC	Barry Hearn, Richard Pownall	
Milton Keynes Distance Project		Jim Bennett
Northampton AC		
Olney Runners		
On The Run Aylesbury	Kev Mccullagh, Becky Honour	Andy Myall
Oxford City AC		Richard Hart
Queen's Park Harriers	Bill O'Connor	
Radley AC		
Redway Runners		
Shenley Striders		
Silson AC		Julie-Ann Hammond
St Albans Striders	Louise Bentham, Nigel Aston	
Stevenage & North Herts AC		
Tring RC		
Vale of Aylesbury AC		
Watford Harriers		Lisa Richards to confirm
Wellingborough & District AC		Steve Stredwick
Wycombe Phoenix Harriers AC		

Names in blue denote members of the Organising Team

AGENDA ITEM 3: 2024/25 REPORT FROM THE CHAIRMAN'S ON THE 2024/25 SEASON

We have completed the 65th year of the Chiltern League following its foundation in 1959 by a few enthusiastic people who wanted a league competition to compete in involving five fixtures. This was to provide a commitment of a series of races as variety to the various one off events which were common at that time. It has grown into a well respected organisation which has often been ahead of many leagues in its organisation and growth.

We are indebted again to the continuing loyalty of Bedford and County Athletic Club (Keysoe Equestrian Centre), Marshall Milton Keynes and Leighton Buzzard Athletic Club (Teardrop Lakes), Luton Athletic Club (Stopsley), Watford Harriers (Cassiobury Park) and Oxford Athletic Club (Horspath) who have worked diligently to enable us to enjoy the courses and atmosphere they have created. We continue to ask clubs if they can find a new course near them or to combine with another club to increase venues. We know it is not easy as a course would need to provide plenty of parking spaces.

We need to acknowledge the extra efforts forced onto Bedford and County Athletic Club when the Keysoe Equestrian Centre made demands for extra costs in the two weeks before their fixture. Bedford and County Athletic Club, having already spent considerable time in their organisation of the races, were understandably placed in an awkward situation. It is rewarding to report that clubs answered the call to pay an extra cost pro rata to salvage the fixture. It proved their desire for the league to have the five scheduled fixtures for 2024 – 2025.

The reorganisation agreed at last year's Annual General Meeting has proved to be positive and prevented the League from going out of existence. Changing the undertakings that three or four people had managed to keep the League functioning for many years into nine defined rolls has been effective. It has involved more clubs and individuals. They now have a better understanding about the functioning of the League and this needs to be built on to get more involved so that we can safely know that if a person needs to relinquish their undertaking that somebody else knows how to continue that function. The people who filled these positions this winter must let us know if changes need to be considered or made. I hope that those involved did not find their undertaking a chore or too time consuming. Thank you for your diligence.

From my point, of all the years I have been on the League Organising Team, this year has been the easiest and least demanding for me. Thank you to the enthusiasm of the current team who have been so efficient. I hope all those involved feel that their input has been rewarding and that they feel appreciated.

Having put suggestions to the current Organising Team to consider some points that have been raised, I have no firm decision on any point. These are for discussion and to note whether they are possible. Additionally, if any person or club has a suggestion to be considered for the future development of the League, please let the Organising Team know.

I hope all clubs and competitors have enjoyed their participation in 2024/2025.

We look forward to your return in 2025/2026.

Bill O'Connor
Chairman of the Chiltern Cross Country League
Queens Park Harriers

AGENDA ITEM 4: MATCH ATTENDANCE

1. Number of appearances by club

Club name	Keysoe	Teardrop Lakes	Luton	Watford	Oxford	Total no. of appearances	2023/4 comparison
Abingdon AC	15	20	5	11	16	67	0
Ampthill & Flitwick Flyers RC	21	29	25	22	16	113	87
Banbury Harriers AC	9	8	7	9	8	41	31
Bearbrook Running & Tri Club	16	17	13	19	12	77	87
Bedford and County AC	84	69	68	63	57	341	268
Bicester AC	9	19	3	9	10	50	57
Biggleswade AC	9	10	8	10	7	44	31
Bracknell AC	15	22	22	21	17	97	103
Buckingham & Stowe RC	19	25	12	19	16	91	93
Chiltern Harriers AC	62	66	78	90	69	365	407
Dacorum AC	58	67	63	51	40	279	301
Daventry AC	16	17	14	12	9	68	53
Gade Valley Harriers	27	31	23	53	20	154	151
Guest runners	1	2	3	5	2	13	89
Handy Cross Runners	6	7	2	6	8	29	20
Hazlemere Runners	13	16	16	13	11	69	104
Headington RoadRunners	22	36	23	37	43	161	137
Higham Harriers AC	3	3	5	1	0	12	23
Leighton Buzzard AC	23	32	17	26	17	115	168
Leighton Buzzard Triathlon Club	7	4	4	5	2	22	27
Luton AC	17	22	28	20	10	97	81
Marshall Milton Keynes AC	78	98	73	71	65	385	399
Milton Keynes Distance Project	4	4	3	1	2	14	25
Northampton AC	59	65	53	58	42	277	246
Olney Runners	7	13	7	4	7	38	33
On The Run Aylesbury	18	20	19	18	20	95	102
Oxford City AC	32	40	20	31	42	165	120
Queen's Park Harriers	13	16	16	19	14	78	85
Radley AC	0	2	0	2	0	4	20
Redway Runners	43	70	46	46	39	244	167
Shenley Striders	1	7	0	0	0	8	8
Silson AC	24	26	22	25	23	120	110
St Albans Striders	86	80	90	101	63	420	358
Stevenage & North Herts AC	27	32	29	23	25	136	152
Tring RC	23	30	26	24	20	123	94
Vale of Aylesbury AC	60	72	50	57	50	289	296
Watford Harriers	40	49	48	49	35	221	196
Wellingborough & District AC	15	12	8	14	5	54	46
Wycombe Phoenix Harriers AC	56	57	52	55	60	280	295
<u>Left the league after 2023/24</u>							
<i>Thame Runners</i>						0	86
<i>Diamond</i>						0	24
GRAND TOTAL	1,038	1,215	1,001	1,100	902	5,256	5,180

2. Number of runners by club and average number of appearances per person

Club name	2024/25		2023/24 comparison	
	No. of runners	Ave. no of appearances per person	No. of runners	Ave. no. of appearances per person
Abingdon AC	27	2.5	n/a joined in 2024/25	
Ampthill & Flitwick Flyers RC	41	2.8	36	2.4
Banbury Harriers AC	16	2.6	19	1.6
Bearbrook Running & Tri Club	26	3.0	32	2.7
Bedford and County AC	110	3.1	87	3.1
Bicester AC	21	2.4	22	2.6
Biggleswade AC	10	4.4	11	2.8
Bracknell AC	38	2.6	40	2.6
Buckingham & Stowe RC	33	2.8	39	2.4
Chiltern Harriers AC	130	2.8	143	2.8
Dacorum AC	104	2.7	117	2.6
Daventry AC	24	2.8	25	2.1
Gade Valley Harriers	64	2.4	58	2.6
Guest runners	6	2.2	62	1.4
Handy Cross Runners	13	2.2	11	1.8
Hazlemere Runners	23	3.0	29	3.6
Headington RoadRunners	59	2.7	61	2.2
Higham Harriers AC	8	1.5	11	2.1
Leighton Buzzard AC	45	2.6	63	2.7
Leighton Buzzard Triathlon Club	9	2.4	9	3.0
Luton AC	38	2.6	30	2.7
Marshall Milton Keynes AC	122	3.2	134	3.0
Milton Keynes Distance Project	6	2.3	7	3.6
Northampton AC	83	3.3	80	3.1
Olney Runners	16	2.4	14	2.4
On The Run Aylesbury	35	2.7	35	2.9
Oxford City AC	61	2.7	50	2.4
Queen's Park Harriers	29	2.7	35	2.4
Radley AC	4	1.0	11	1.8
Redway Runners	86	2.8	56	3.0
Shenley Striders	7	1.1	5	1.6
Sitson AC	37	3.2	40	2.8
St Albans Striders	157	2.7	158	2.3
Stevenage & North Herts AC	42	3.2	47	3.2
Tring RC	45	2.7	38	2.5
Vale of Aylesbury AC	95	3.0	105	2.8
Watford Harriers	67	3.3	65	3.0
Wellingborough & District AC	19	2.8	19	2.4
Wycombe Phoenix Harriers AC	86	3.3	104	2.8
<u>Left the league after 2023/24</u>				
Thame Runners			34	
Diamond			15	
GRAND TOTAL	1,842	2.9	1,957	2.6

3. Number of appearances by Age Group

Age groups 2024/25	Keysoe	Teardrop Lakes	Luton	Watford	Oxford	Total for 2024/25	2023/24 comparison
U11F	44	52	51	48	45	240	233
U13F	80	85	74	88	76	403	335
U15F	62	67	58	51	43	281	316
U17F	40	40	41	41	37	199	182
U20F	12	15	19	22	12	80	62
Sen F	59	68	51	65	55	298	281
V35F	49	51	50	58	42	250	274
V45F	60	89	64	81	58	352	338
V55F	32	44	30	34	32	172	171
V65F	7	7	6	8	6	34	38
Senior/Vet Females	207	259	201	246	193	1,106	1,102
Female - All age groups	445	518	444	496	406	2,309	2,230
U11M	43	55	54	54	42	248	288
U13M	78	87	73	75	65	378	358
U15M	71	80	60	66	57	334	309
U17M	67	67	58	55	49	296	263
U20M	22	26	29	20	15	112	62
Sen M	97	127	91	118	84	517	541
V40M	99	117	91	104	84	495	556
V50M	79	93	69	79	72	392	387
V60M	34	40	27	28	24	153	169
V70M	3	5	5	5	4	22	17
U20/Senior/Vet Men	334	408	312	354	283	1,691	1,732
Male - All age groups	593	697	557	604	496	2,947	2,950
Grand Total for 2024/25	1,038	1,215	1,001	1,100	902	5,256	5,180
2023/24 comparison	1,091	1,162	953	1,041	933	5,180	
				Overall increase		1.5%	

4. Profile of age range by club

	Number of appearances				% of appearances by category			
	Juniors	Seniors	Vets	Total	Juniors	Seniors	Vets	Total
Abingdon AC	48	7	12	67	72%	10%	18%	100%
Amphill & Flitwick Flyers RC	2	25	86	113	2%	22%	76%	100%
Banbury Harriers AC	22	9	10	41	54%	22%	24%	100%
Bearbrook Running & Triathlon Club	0	2	75	77	0%	3%	97%	100%
Bedford and County AC	246	60	35	341	72%	18%	10%	100%
Bicester AC	44	1	5	50	88%	2%	10%	100%
Biggleswade AC	44	0	0	44	100%	0%	0%	100%
Bracknell AC	83	1	13	97	86%	1%	13%	100%
Buckingham & Stowe RC	0	19	72	91	0%	21%	79%	100%
Chiltern Harriers AC	234	40	91	365	64%	11%	25%	100%
Dacorum AC	120	42	117	279	43%	15%	42%	100%
Daventry AC	64	4	0	68	94%	6%	0%	100%
Gade Valley Harriers	0	25	129	154	0%	16%	84%	100%
Guests	13	0	0	13	100%	0%	0%	100%
Handy Cross Runners	0	1	28	29	0%	3%	97%	100%
Hazlemere Runners	0	6	63	69	0%	9%	91%	100%
Headington RoadRunners	0	65	96	161	0%	40%	60%	100%
Higham Harriers AC	0	1	11	12	0%	8%	92%	100%
Leighton Buzzard AC	12	47	56	115	10%	41%	49%	100%
Leighton Buzzard Triathlon Club	0	6	16	22	0%	27%	73%	100%
Luton AC	76	10	11	97	78%	10%	11%	100%
Marshall Milton Keynes AC	298	38	49	385	77%	10%	13%	100%
Milton Keynes Distance Project	2	9	3	14	14%	64%	21%	100%
Northampton AC	170	41	66	277	61%	15%	24%	100%
Olney Runners	0	1	37	38	0%	3%	97%	100%
On the Run Aylesbury	0	25	70	95	0%	26%	74%	100%
Oxford City AC	68	43	54	165	41%	26%	33%	100%
Queen's Park Harriers	0	7	71	78	0%	9%	91%	100%
Radley AC	3	1	0	4	75%	25%	0%	100%
Redway Runners	110	22	112	244	45%	9%	46%	100%
Shenley Striders	0	2	6	8	0%	25%	75%	100%
Silson AC	0	24	96	120	0%	20%	80%	100%
St Albans Striders	244	67	109	420	58%	16%	26%	100%
Stevenage & North Herts AC	121	0	15	136	89%	0%	11%	100%
Tring RC	13	24	86	123	11%	20%	70%	100%
Vale of Aylesbury AC	193	43	53	289	67%	15%	18%	100%
Watford Harriers	171	12	38	221	77%	5%	17%	100%
Wellingborough & District AC	21	6	27	54	39%	11%	50%	100%
Wycombe Phoenix Harriers AC	149	79	52	280	53%	28%	19%	100%
Grand Total	2,600	786	1,870	5,256	49%	15%	36%	100%

AGENDA ITEM 5: RECEIPTS AND PAYMENTS FOR 2025/25

	<u>2024/25</u>	<u>2023/24</u>
Opening Bank Account Balance	£2,296.01	£6,292.36
Receipts		
Subscriptions	£15,225.00	£10,450.00
Guest fees/lost numbers	£230.00	£384.99
Additional Keysoe Payment	£1,850.00	
Bank Interest	£72.87	£3.92
Surplus Additional Medals	£137.80	£117.00
Total Receipts	<u>£17,515.67</u>	<u>£10,955.91</u>
Payments		
Trophies/Medals	£1,808.78	£1,428.07
Updating Athlete database	£629.54	£527.51
Chipped Running numbers	£643.68	£691.20
New Website & Hosting	£381.99	£776.77
EA Affiliation 2 years	£0.00	£350.00
Stopwatches + Scanners	£138.39	£75.00
Sundry Competition Costs	£20.38	
Total Payments	<u>£3,622.76</u>	<u>£3,848.55</u>
<u>Fixture Costs</u>		
Bedford (Keysoe)	£5,028.00	£2,777.15
Teardrop Lakes	£3,183.16	£2,254.92
Luton	£1,449.00	£2,297.48
Watford	£1,149.83	£1,528.51
Oxford	£1,884.80	£2,245.65
Official's Expenses	£1,005.56	
Total Fixture Costs	<u>£13,700.35</u>	<u>£11,103.71</u>
Total Payments	£17,323.11	£14,952.26
Net (Deficit/Surplus) for the Year	£192.56	-£3,996.35
Closing Bank Balance	£2,488.57	£2,296.01

AGENDA ITEM 7: 2025/26 SEASON PLAN

A. Proposed subscription fees

Since there was a substantial increase in fees last year it is proposed that the fees remain unchanged for the 2025/26 season.

Fees are based on the number of appearances in the previous season, meaning that the 2025/26 fees are based on the number of appearances in 2024/25. If an athlete ran 3 of the fixtures out of 5 in a season this would count as 3 appearances.

Appearances in the previous season	No. of clubs falling into each category for 2025/26 *	% mix	Proposed 2025/26 fees (No change from 2024/25)
20 or under	5	13%	£100
21 - 50	6	15%	£150
50 - 150	15	38%	£300
151 - 200	3	8%	£500
201 - 250	2	5%	£675
251 - 300	4	10%	£750
301 - 350	1	3%	£925
351 - 400	2	5%	£1,000
401 - 450	1	3%	£1,200
New clubs			£100
Total	39	100%	

* Based on number of appearances during the 2024/25 season

The resulting fee per appearance by club is shown overleaf with the overall cost per appearance being £3.04.

Even though this is based on the fee structure remaining the same as last year, the cost may have increased or decreased for individual clubs year on year if changes in the number of appearances between 2023/24 and 2024/25 moves them up or down a fee bracket.

The one concern with the proposal to keep the fee structure unchanged is that we have no buffer to manage the unexpected. In order to build a reserve of a further £2,500 (roughly the cost of another match), the fees would need to be increased by approximately 15% in 2025/26. Going forward the aim should be to build a small reserve that will enable the league to absorb additional hosting costs when they arise.

Club name	Total no. of appearances in 2024/25	Proposed fees for 2025/26	Resulting cost per appearance *
Abingdon AC	67	£300	£4.48
Amphill & Flitwick Flyers RC	113	£300	£2.65
Banbury Harriers AC	41	£150	£3.66
Bearbrook Running & Tri Club	77	£300	£3.90
Bedford and County AC	341	£925	£2.71
Bicester AC	50	£300	£6.00
Biggleswade AC	44	£150	£3.41
Bracknell AC	97	£300	£3.09
Buckingham & Stowe RC	91	£300	£3.30
Chiltern Harriers AC	365	£1,000	£2.74
Dacorum AC	279	£750	£2.69
Daventry AC	68	£300	£4.41
Gade Valley Harriers	154	£500	£3.25
Guest runners	13	£65	£5.00
Handy Cross Runners	29	£150	£5.17
Hazlemere Runners	69	£300	£4.35
Headington RoadRunners	161	£500	£3.11
Higham Harriers AC	12	£100	£8.33
Leighton Buzzard AC	115	£300	£2.61
Leighton Buzzard Triathlon Club	22	£150	£6.82
Luton AC	97	£300	£3.09
Marshall Milton Keynes AC	385	£1,000	£2.60
Milton Keynes Distance Project	14	£100	£7.14
Northampton AC	277	£750	£2.71
Olney Runners	38	£150	£3.95
On The Run Aylesbury	95	£300	£3.16
Oxford City AC	165	£500	£3.03
Queen's Park Harriers	78	£300	£3.85
Radley AC	4	£100	£25.00
Redway Runners	244	£675	£2.77
Shenley Striders	8	£100	£12.50
Silson AC	120	£300	£2.50
St Albans Striders	420	£1,200	£2.86
Stevenage & North Herts AC	136	£300	£2.21
Tring RC	123	£300	£2.44
Vale of Aylesbury AC	289	£750	£2.60
Watford Harriers	221	£675	£3.05
Wellingborough & District AC	54	£300	£5.56
Wycombe Phoenix Harriers AC	280	£750	£2.68
GRAND TOTAL	5,256	£15,990	£3.04

* assuming a similar number of appearances in 2025/26 to that experienced in 2024/25

B. Fixture locations and dates for 2025/26

Match no.	Proposed date (all Saturdays)	Provisional host club	Provisional venue
1	11th October 2025	St Albans Striders	Verulamium Park, St Albans
2	15th November 2025	Oxford AC	Shotover Park, Horspath, Oxford
3	6 December 2025	Marshall Milton Keynes	Campbell Park, Milton Keynes
4	10th January 2026	Watford AC	Cassiobury Park, Watford
5	7th February 2026	Luton AC *	Stopsley Park, Luton *

* Luton AC are currently investigating the feasibility of hosting the last fixture.

The above dates tie in with the EA guidance on regional league races.

C. Request for a volunteer for the Fixture Coordinator role

Jim Bennett is unfortunately unable to continue in this role for the 2025/26 season so the Organising Team are looking for a volunteer to replace him.

Jim has kindly offered to conduct a handover with the new appointee but the key elements of the role include:

- Liaison with potential host clubs to agree five venues and a match calendar.
- Provide final venue & fixture briefing documents for the website including timetable, venue & course maps, venue specific instructions, parking, facilities & marshalling.
- Advise host clubs of league match requirements and support as needed.
- Encourage clubs to consider new venues or revisit past venues.
- Generate club marshalling rota for agreed fixtures and ensure delivered
- Deal with any merchandise stalls at events and the CL hoodies for sale and negotiate whether they give a cut / pay a charge, offer prizes etc.

We would ideally like a volunteer to come forward at the AGM so that the appointment can be formalised there.

D. Changes to the payment process for guest and replacement numbers

D1. Process for Under 11 guests

Going forward the payment will be tiered, based on when in the season the race number is given out.

In the past a guest athlete has been asked to pay £5 each time that they race. However, since they are given a race number at their first race which they are then able to use for the rest of the season, this presents an added complexity of collecting the payment for any subsequent races run.

The change will simplify the process, reduce the current level of unpaid fees and hopefully incentivise guest athletes to compete in more races over the season.

The payment schedule will be set as follows.

Athlete first turns up to run at:	Fee charged	Additional races over the season that the athlete can run without any further charge
1 st fixture	£20	4
2 nd fixture	£15	3
3 rd fixture	£10	2
4 th fixture	£5	1
5 th fixture	£5	0

Applying this payment schedule to the actual guest turnout for 2024/25, results in the average cost per appearance remaining at £5. The average number of appearances across the 6 guest runners was 2.2, and it is hoped that under the new structure this will improve.

D2. Collection of payment for replacement numbers

We are investigating the possibility of the Registration Coordinators being able to accept payments on their phones on race day for replacement numbers. This would simplify the payment process which is currently overly complex as well as reduce the level of unpaid debt.

In the event that there are any outstanding amounts for replacement numbers at the end of the season, even after these have been chased, they will be added to the next season's invoice. This means that the cost will be borne by the club rather than the individual unless the club has more success in recouping payment from the athlete.

Please note that during the season, the Organising Team received a challenge on the policy of charging £5 for replacement numbers, with the argument being made that if clubs had capacity in their initial batch to provide a replacement number the charge shouldn't be necessary.

It was explained that the overriding objective of the policy is to motivate athletes to look after their number and remember to bring it along to each race over the 5 month period which is no mean feat. Historically, the policy has proven to serve the league well, with replacement numbers kept at manageable levels. Even when a number has been replaced through the initial team allocation, there is still an admin task to link the two numbers to the same athlete and to make sure the results take the change in number into account. Once a team runs out of their initial allocation then there is the

additional task for the Registration Team to input the new number onto the portal as the team manager is not able to do this. Some team managers chose to collect the numbers back on the day to avoid athletes losing or forgetting them between races. It is honestly believed that the deterrent of having to pay for a new number keeps this additional administration workload to a minimum which is instrumental to the results being published during the evening of race day.

E. Marshalling obligations

As a recap, under the marshalling policy, all non-hosting clubs are asked to provide marshalling support at one of the five fixtures.

Number of appearances in the last season	Full day marshal cover for
Less than 100	1 post
100 to 249	2 posts
250 or more	3 posts

Clubs will be assigned their fixture once the venues have been confirmed. Where possible, clubs are assigned to a venue in reasonable proximity to their base.

F. Miscellaneous points

F1. Use of a starting horn for all races going forward

Last season we had issues with a couple of juniors with sensitive hearing which were dealt with by using a horn instead of a gun. On a broader point, the use of a gun is going to become a problem going forward as many places will no longer allow them, and starters in London can no longer get gun licences. These restrictions are likely to spread regionwide at some point.

F2. Event Sportswear

We propose that Sarah Davis from Event Sportswear continues to be invited to attend meetings in principle, although agreement will be secured with race organisers on an event by event basis.

F3. Charity cake sales

The were very well received last season, so the proposal is that we continue to support them where requested.

AGENDA ITEM 8: FOR DISCUSSION -A MOVE AWAY FROM TWO DIVISIONS TO A SINGLE LEAGUE

Rationale:

Many years back, the league operated two separate divisions and held separate races for each division. This had some advantages in allowing the use of smaller venues, but at the same time required more venues and officials. We have now operated with only combined fixtures for more than 20 years. There is little prospect of going back.

The legacy of the 2 division structure creates some unnecessary complications.

Advantages:

- Combining the divisions will greatly simplify the results calculation and display.
- It will also allow results to be produced and published more quickly after each match.
- There will be no need for each runner to appear in both a “Mob” and Divisional results set, and to wonder which one to look at.
- No confusion over whether to report a Mob or Divisional finishing position in raising any queries.
- No need for promotions and relegations (especially for those teams that fall on the border and tend to bounce between divisions).
- A smaller number of trophies and medals needed. Thus lower costs and less pressure to further increase league fees.
- Shorter presentations.

Disadvantages:

- The Divisional system gives a few mid-range clubs something more concrete to aim for than being ranked a few places higher than last year.
- It would not be possible to use a smaller team number (e.g. 8 SM instead of 10) for smaller clubs, as currently used in Div 2.
- Division 2 individual awards and team medals are valued by some athletes who might not appear in the overall list.

Further proposal:

To offset some of the disadvantages we would add the following changes (these could be adjusted with experience or if an amendment is proposed):




- The current Division 1 awards for the top three teams in each age category become the overall league awards.
- There is an additional award made for all age categories for the top placed team from those with fewer than 200 finishers across all races in the previous season.

- A further award is made for all Senior and Veteran categories (not Junior) for the top placed team from those with fewer than 100 finishers. (The smallest teams tend to have few juniors, but could still appear in the <200 awards if they had a good junior age-group squad.)
- Individual athlete awards are extended from the top 3 to the top 4 (or 5?) for all age-groups, to allow for extra depth.

Current split of teams under Divisional Structure

Division 1	Total number of appearances	Seniors/ Vet appearances
St Albans Striders	420	175
Marshall Milton Keynes AC	385	83
Chiltern Harriers AC	365	127
Bedford & County AC	341	88
Vale of Aylesbury AC	289	96
Wycombe Phoenix Harriers AC	280	128
Dacorum AC	279	159
Northampton AC	277	107
Redway Runners	244	132
Watford Harriers	221	50
Oxford City AC	165	97
Headington RoadRunners	161	161
Gade Valley Harriers	154	154
Tring RC	123	110
Leighton Buzzard AC	115	103
Amphill & Flitwick Flyers RC	113	111

Key

-  Teams that moved up or down a Division after last season
-  Teams with 2024/25 participation under 200 across all age categories
-  Teams with 2024/25 participation under 100 for Senior and Vets

Division 2	All participants	Seniors/ Vets
Stevenage & North Herts AC	136	15
Silson AC	120	114
Bracknell AC	97	14
Luton AC	97	21
On The Run Aylesbury	95	95
Buckingham & Stowe RC	91	91
Queen's Park Harriers	78	78
Bearbrook Running & Triathlon Club	77	77
Hazlemere Runners	69	69
Daventry AC	68	4
Abingdon AC	67	19
Wellingborough & District AC	54	33
Bicester AC	50	6
Biggleswade AC	44	0
Banbury Harriers AC	41	19
Olney Runners	38	38
Handy Cross Runners	29	29
Leighton Buzzard Triathlon Club	22	20
Milton Keynes Distance Project	14	12
Higham Harriers AC	12	12
Shenley Striders	8	8
Radley AC	4	1